








BHARATIYA VIDYA BHAVAN, KOCHI KENDRA
YEAR PLAN 2022-2023
COMPUTER SCIENCE
STD - V

MONTH	UNIT	TOPIC
June	CHAPTER -1	Revision of Level 4
July	CHAPTER -4	Advanced Scratch Programming
August	CHAPTER -4	Advanced Scratch programming ...cont
September	CHAPTER -3	Organizing information using List and Table
October		END TERM -1 ASSESSMENT
November	CHAPTER -5	Introduction to Internet- Browsing
December	CHAPTER -5	Introduction to Internet- Browsing..cont
January	CHAPTER -6	Searching Internet
February	CHAPTER -7	Communication using Email
March		END TERM -2 ASSESSMENT

SL.NO.	NAME OF THE SCHOOL	TEACHER(S)	SIGNATURE
1	BVM, ELAMAKKARA	SANGEETA SRINIVAS ANJANA V. VINODH	
2	BVM, EROOR	Ampama Usha LIBY MATHAI V. Sreedevi	
3	BVV, THRIKKAKARA	Anjila. s. Rajan	
4	BVM, GIRINAGAR	Sarika V. Jayachandran MARY PHILOMINA P C	
5	BAV, KAKKANAD	SUJA. A. B Aneesha M R	
6	BMV, TRIPUNITHURA	SUSMITHA SHENOY DEEPA P RESHMA RAJU	
7	BNV, VELLOOR	Anoop. M. A	

BHARATIYA VIDYA BHAVAN, KOCHI KENDRA
SCHEME OF WORK (2022-2023)
SUBJECT: Computer Science

STD : V

MONTH	JUNE 2022
UNIT	Revision of Level 4
CONTENT	Revision of Level 4 <ul style="list-style-type: none"> • Lab Activity: Scratch Revision
LEARNING OUTCOMES/ COMPETENCY	Students are able to develop scratch program using variables and operators
ACTIVITY Experiential learning/ Art integration/ Subject appropriate doable activities/ Subject enrichment activities etc	Create a simple computer game, using the various blocks you have learned in Scratch
ASSESSMENT :	
As Learning :	Scratch Revision Activity - Write scratch program for an aeroplane (a) Take off (b)Landing

For Learning :	Scratch Revision Activity - Astronaut walking on the moon
Of Learning :	Scratch Revision Activity- Different Exercise/postures that are similar to the asanas using costumes
VALUE	Becoming Self – Regulated Learners Working in Team and Increasing Interpersonal Skills – Reinforcing imagination
RESOURCES (Digital Content)	SCRATCH DIGITAL CONTENT: https://drive.google.com/drive/folders/1IIUN0Hap_qihogYzYNXDmTnzhkF7zBX5?usp=sharing
MONTH	JULY
UNIT	Advanced Scratch Programming 4
CONTENT	Advanced Scratch Programming <ul style="list-style-type: none"> ● Receiving input from the keyboard, Creating variables and assigning values ● Use of operators ● Lab Activity: Scratch
LEARNING OUTCOMES/ COMPETENCY	Students are able to develop scratch program using variables and operators
ACTIVITY Experiential learning/ Art integration/ Subject appropriate doable activities/ Subject enrichment activities etc	Create a simple scratch program to accept the name of your friend ,age Design the ask and input functions using 2 sprites ,give good background

ASSESSMENT :	
As Learning :	Discuss about the contents of the snack box on weekdays(snack varieties)
For Learning :	Use of conditional statements in a scratch program Create a scratch program to accept 2 numbers and display the highest among them
Of Learning :	create a scratch program to combine two strings and display it
VALUE	Working in Team and Increasing Interpersonal Skills – Reinforcing imagination
RESOURCES (Digital Content)	SCRATCH DIGITAL CONTENT: https://drive.google.com/drive/folders/1yeZI4l2JKp6rKe47XfsbN1AHXmFBn9Ds?usp=sharing
Month	August PERIODIC TEST – 1 (Aug 1 to Aug 6)
unit	ADVANCED SCRATCH PROGRAMMINGconti..
content	Conditional statements,string Operators Lab Activity :scratch
LEARNING OUTCOMES/ COMPETENCY	Write programs using commands of the operators (like ,Join) and Data (variable,list) blocks
ACTIVITY	
Experiential learning/ Art integration/ Subject appropriate doable activities/	Create a program to find the biggest among two numbers A small program which compares two strings is given below. The user has entered the name of two food items he likes to eat. can you tell what the sprite will say at the end of the program?

Subject enrichment activities etc	
ASSESSMENT :	
As Learning :	Preparation of cake . List the ingredients to make cake What are lists ? Identify the string operators
For Learning :	Arrange the jumbled instructions into scratch block .you are given a sprite 'Fantasy man'. Costumes for the sprite are 'extinct birds' and a list 'avatar' with the names of the costumes and jumbled up instructions for the sprite are also given. Arrange the instructions into a scratch block - worksheet -qno 8.
Of Learning :	Create a simple calculator program using scratch
VALUE	Reinforcing creativity to design new games
RESOURCES (Digital Content)	SCRATCH DIGITAL CONTENT: https://drive.google.com/drive/folders/1yeZI4I2JKp6rKe47XfsbN1AHXmFBn9Ds?usp=sharing
MONTH	SEPTEMBER
UNIT	Organizing information using List and Table
CONTENT	Organizing information using List and Table <ul style="list-style-type: none"> • Inserting bullets and numbering, Inserting a Picture in a document • Creating sublists, Creating a Table, adding rows, formatting Lab Activity : Ms.word or Libre office Writer
LEARNING OUTCOMES/	<ul style="list-style-type: none"> • Organize information using lists and tables. • Differentiate between soft copy and hard copy. • Identifying when to use Lists and Tables

COMPETENCY	<ul style="list-style-type: none"> Students are able to create lists and tables using word processing softwares.
<p style="text-align: center;">ACTIVITY</p> <p>Experiential learning/ Art integration/ Subject appropriate doable activities/ Subject enrichment activities etc</p>	<p>The class is going on a picnic. Ask your friends to get information about the places they wish to go. Arrange the details using suitable word processing details(paragraph/list/table).</p> <p>Arranging the instruments according to the type they belong to and prepare a list Reed,percussion and string</p>
<p>ASSESSMENT :</p> <p>As Learning :</p> <p>For Learning :</p> <p>Of Learning :</p>	<p>Observe the marklist of 5 students.</p> <p>Open a Word processor and draw your school time table .You can insert pictures of games to indicate the games period,Tiffin box to indicate recess etc Create a bulleted list of 10 fruits names and a numbered list of 10 flower names</p> <p>Create a list which shows various Fine Arts options chosen by the students of your class. Give the FA options as column heading. List the name of students under each column as per their FA selection. Apply different formatting styles on the table.</p>
VALUE	Systematic Approach
RESOURCES (Digital Content)	<p>WORD PROCESSOR DIGITAL CONTENT: https://drive.google.com/drive/folders/1yeZI4l2JKp6rKe47XfsbN1AHXmFBn9Ds?usp=sharing</p>

	OCTOBER 2022 (ASSESSMENT 1(OCT 17 to OCT 29))
	Revision and Assessment
MONTH	NOVEMBER
UNIT	Introduction to Internet- Browsing
CONTENT	Introduction to Internet- Browsing <ul style="list-style-type: none"> • Computer Network , Internet, WWW, Lab Activity: List ,tables (cont...)
LEARNING OUTCOMES/ COMPETENCY	Students will be able to explain that the internet is a network of computers, differentiate between the internet and www and explain the function of a hyperlink.
ACTIVITY Experiential learning/ Art integration/ Subject appropriate doable activities/ Subject enrichment activities etc	Activity No 7, Page no : 117 A railway network is shown below along with the number of hours for travelling between any two places 1. Write 3 different routes to reach Mangalore from ?Mumbai and the time taken on the route. 2. What is the route to follow in order to reach Mangalore from Hyderabad in the Minimum time? You are given 5 computers to be connected in a network. Create 2 different types of connecting computers
ASSESSMENT :	
As Learning :	Discuss about school website
For Learning :	Identify the web browsers
Of Learning :	What is a URL? Give one example of URL?

VALUE	Net etiquettes						
RESOURCES (Digital Content)	INTERNET DIGITAL CONTENT: https://drive.google.com/drive/folders/1veZI4l2.JKp6rKe47XfsbN1AHXmFBn9Ds?usp=sharing						
MONTH	DECEMBER 2022						
UNIT	Introduction to Internet- Browsing						
CONTENT	<ul style="list-style-type: none"> • Hyperlink • Saving and retrieving a website address <p>Lab Activity :Lists,Tables ...continued</p>						
LEARNING OUTCOMES/COMPETENCY	<ul style="list-style-type: none"> • Explain the function of hyperlink • Identify the different interface elements of a web browser 						
ACTIVITY Experiential learning/ Art integration/ Subject appropriate doable activities/ Subject enrichment activities etc	<p>A library has different books and each book has many pages. Using the analogy of a library with the Internet.,match the given items</p> <table border="1"> <tr> <td>Library</td> <td>webpages</td> </tr> <tr> <td>Books</td> <td>Internet</td> </tr> <tr> <td>Book Pages</td> <td>websites</td> </tr> </table>	Library	webpages	Books	Internet	Book Pages	websites
Library	webpages						
Books	Internet						
Book Pages	websites						

ASSESSMENT :	
As Learning :	Showweb page with different link
For Learning :	Write the steps to save your address of a website?
Of Learning :	What helps us to navigate from one page to another?
VALUE	Do's and Don'ts in using Internet
RESOURCES (Digital Content)	INTERNET DIGITAL CONTENT: https://drive.google.com/drive/folders/1yeZI4I2JKp6rKe47XfsbN1AHXmFBn9Ds?usp=sharing
MONTH	JANUARY 2023
UNIT	Searching Internet
CONTENT	Searching Internet <ul style="list-style-type: none"> ● Search Engine ,How to search a web, Search tools, safety measures for internet browsing and searching, clearing browsing data ● Lab Activity: List,tables ...cont .
LEARNING OUTCOMES/ COMPETENCY	Students will be able to use a search engine tool like Google, Use keywords to search for information and follow safety rules while browsing.

<p>ACTIVITY</p> <p>Experiential learning/ Art integration/ Subject appropriate doable activities/ Subject enrichment activities etc</p>	<p>Write a brief description of the solar system in about five lines. Make a list of the resources you have used to gather information on the topic. Write the name of each resource with the information you have gathered.</p> <p>Visit the website https://ncert.nic.in/ and search for class 5 textbooks and download it.</p>
<p>ASSESSMENT :</p> <p>As Learning :</p> <p>For Learning :</p> <p>Of Learning :</p>	<p>Worksheet -Searching information -Aditya is searching for information on the match schedules and broadcasts on TV . should his search phrases be?</p> <p>Write a brief description of the solar system in about five lines .Make a list of the resources you have used to gather information on the topic..Write the name of each resource with the information you have gathered from it.</p> <p>Christie wants to visit India.She wants to first look at websites of interesting places that she can visit india.What should her search phrases be?</p>
<p>VALUE</p>	<p>Net etiquettes</p>
<p>RESOURCES (Digital Content)</p>	<p>INTERNET DIGITAL CONTENT: https://drive.google.com/drive/folders/1yeZI4l2JKp6rKe47XfsbN1AHXmFBn9Ds?usp=sharing</p>
<p>MONTH</p>	<p>February 2023</p>
<p>UNIT</p>	<p>Communication using Email</p>

CONTENT	Communication using E-mail- Communication using E-mail,E-mail Addresses,Login,Password,E-mail spam Lab Activity:Tables,list...cont.....
LEARNING OUTCOMES/ COMPETENCY	Create an email account,Send and Receive E-mails,Attach files to email
ACTIVITY Experiential learning/ Art integration/ Subject appropriate doable activities/ Subject enrichment activities etc	If you don't have an email account ,connect to the Internet and get yourself an email account with any one of the email service providers . Exchange your email id with your friends and family and send emails to them Create a poster about Internet safety rules and display that in the classroom. Design in an A4 size paper a web page that will display your profile
ASSESSMENT : As Learning : For Learning : Of Learning :	List five names of most popular email service providers website addresses. Write down the different parts of an email. Compose an email to invite your friends for your birthday party. Send the email to five email ids.
VALUE	Keeping in touch with friends and family
RESOURCES (Digital Content)	INTERNET DIGITAL CONTENT: https://drive.google.com/drive/folders/1yeZl4l2JKp6rKe47XfsbN1AHXmEBn9Ds?usp=sharing
	MARCH -2023
	REVISION AND ASSESSMENT 2

SL.NO.	NAME OF THE SCHOOL	TEACHER(S)	SIGNATURE
1	BVM, ELAMAKKARA	SANGEETA SRINIVAS Ajayana.V. Vinayam	<i>Sangeeta</i> <i>Aj</i>
2	BVM, EROOR	V. Sreedevi Ampama Usha Ruby Mathai	<i>V. Sreedevi</i> <i>Ampama Usha</i> <i>Ruby Mathai</i>
3	BVV, THRIKKAKARA	Anjita. S. Rajan	<i>Anjita</i> <i>S.R.</i>
4	BVM, GIRINAGAR	MARY PHILOMINA P G Saijitha Vijayachandran	<i>Mary</i> <i>Saijitha</i>
5	BAV, KAKKANAD	SUJA. A.B Aneesha M R	<i>Su</i> <i>Aneesha</i>
6	BMV, TRIPUNITHURA	Susmitha Srinoy DEEPA P RESHMA RAJU	<i>Susmitha</i> <i>Dee</i> <i>Reshma</i>
7	BNV, VELLOOR	Anoop.M.P	<i>Anoop</i>